

LACASSE QUICKSHIP PROGRAM*

Products and suggested layouts identified by this pictogram are part of the Lacasse quick delivery program.

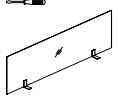
* Due to current market conditions, always refer to our Lead-Time Guide for a confirmation of our current Lacasse QuickShip lead-times.



This acrylic screens program is complementary to the different programs of our regular collections. It is therefore compatible with a multitude of work surfaces and configurations.

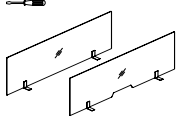
ACRYLIC SCREENS – FOR ALL COLLECTIONS

Freestanding screens, frosted *Acrylic screen supported by silver finish metal stabilizing feet. The number of supports varies according to the dimensions.*



| W x D x H (in) | W x D x H (mm) | Code | | (\$) |
|----------------|------------------|-------------|--|------|
| 72 x 1/4 x 24 | 1800 x 6,5 x 600 | LGC-SCT7224 | | 929 |
| 66 x 1/4 x 24 | 1650 x 6,5 x 600 | LGC-SCT6624 | | 881 |
| 60 x 1/4 x 24 | 1500 x 6,5 x 600 | LGC-SCT6024 | | 831 |
| 54 x 1/4 x 24 | 1350 x 6,5 x 600 | LGC-SCT5424 | | 784 |
| 48 x 1/4 x 24 | 1200 x 6,5 x 600 | LGC-SCT4824 | | 736 |
| 42 x 1/4 x 24 | 1050 x 6,5 x 600 | LGC-SCT4224 | | 696 |
| 36 x 1/4 x 24 | 900 x 6,5 x 600 | LGC-SCT3624 | | 657 |
| 30 x 1/4 x 24 | 750 x 6,5 x 600 | LGC-SCT3024 | | 617 |
| 24 x 1/4 x 24 | 600 x 6,5 x 600 | LGC-SCT2424 | | 580 |

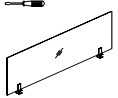
Freestanding screens, clear *Acrylic screen supported by silver finish metal stabilizing feet. The number of supports varies according to the dimensions.*



Cut-out option: Add **D** at the end of the code. Not applicable on 24" and 30" wide screens.

| | | | | |
|---------------|------------------|-------------|--|-----|
| 72 x 1/4 x 24 | 1800 x 6,5 x 600 | LGC-SCC7224 | | 929 |
| 66 x 1/4 x 24 | 1650 x 6,5 x 600 | LGC-SCC6624 | | 881 |
| 60 x 1/4 x 24 | 1500 x 6,5 x 600 | LGC-SCC6024 | | 831 |
| 54 x 1/4 x 24 | 1350 x 6,5 x 600 | LGC-SCC5424 | | 784 |
| 48 x 1/4 x 24 | 1200 x 6,5 x 600 | LGC-SCC4824 | | 736 |
| 42 x 1/4 x 24 | 1050 x 6,5 x 600 | LGC-SCC4224 | | 696 |
| 36 x 1/4 x 24 | 900 x 6,5 x 600 | LGC-SCC3624 | | 657 |
| 30 x 1/4 x 24 | 750 x 6,5 x 600 | LGC-SCC3024 | | 617 |
| 24 x 1/4 x 24 | 600 x 6,5 x 600 | LGC-SCC2424 | | 580 |

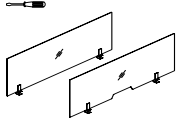
Fixed surface end screens, frosted *Acrylic screen with silver finish metal clips for surface end. The number of supports varies according to the dimensions.*



For 1 1/2" (38 mm) thick surfaces, replace the 1 by a 5.

| For 1" (25 mm) surfaces | | | | |
|-------------------------|------------------|---------------|--|-----|
| 72 x 1/4 x 24 | 1800 x 6,5 x 600 | LGC-SCE1T7224 | | 929 |
| 66 x 1/4 x 24 | 1650 x 6,5 x 600 | LGC-SCE1T6624 | | 881 |
| 60 x 1/4 x 24 | 1500 x 6,5 x 600 | LGC-SCE1T6024 | | 831 |
| 54 x 1/4 x 24 | 1350 x 6,5 x 600 | LGC-SCE1T5424 | | 784 |
| 48 x 1/4 x 24 | 1200 x 6,5 x 600 | LGC-SCE1T4824 | | 736 |
| 42 x 1/4 x 24 | 1050 x 6,5 x 600 | LGC-SCE1T4224 | | 696 |
| 36 x 1/4 x 24 | 900 x 6,5 x 600 | LGC-SCE1T3624 | | 657 |
| 30 x 1/4 x 24 | 750 x 6,5 x 600 | LGC-SCE1T3024 | | 617 |
| 24 x 1/4 x 24 | 600 x 6,5 x 600 | LGC-SCE1T2424 | | 580 |

Fixed surface end screens, clear *Acrylic screen with silver finish metal clips for surface end. The number of supports varies according to the dimensions.*



For 1 1/2" (38 mm) thick surfaces, replace the 1 by a 5.

| For 1" (25 mm) surfaces | | | | |
|-------------------------|------------------|---------------|--|-----|
| 72 x 1/4 x 24 | 1800 x 6,5 x 600 | LGC-SCE1C7224 | | 929 |
| 66 x 1/4 x 24 | 1650 x 6,5 x 600 | LGC-SCE1C6624 | | 881 |
| 60 x 1/4 x 24 | 1500 x 6,5 x 600 | LGC-SCE1C6024 | | 831 |
| 54 x 1/4 x 24 | 1350 x 6,5 x 600 | LGC-SCE1C5424 | | 784 |
| 48 x 1/4 x 24 | 1200 x 6,5 x 600 | LGC-SCE1C4824 | | 736 |
| 42 x 1/4 x 24 | 1050 x 6,5 x 600 | LGC-SCE1C4224 | | 696 |
| 36 x 1/4 x 24 | 900 x 6,5 x 600 | LGC-SCE1C3624 | | 657 |
| 30 x 1/4 x 24 | 750 x 6,5 x 600 | LGC-SCE1C3024 | | 617 |
| 24 x 1/4 x 24 | 600 x 6,5 x 600 | LGC-SCE1C2424 | | 580 |

Surface lateral screens *Acrylic screen supported by silver finish metal stabilizing foot and clip.*



| | | | | |
|---------------|-----------------|--------------|--|-----|
| 36 x 1/4 x 24 | 900 x 6,5 x 600 | LGC-SCC_3624 | | 657 |
| 30 x 1/4 x 24 | 750 x 6,5 x 600 | LGC-SCC_3024 | | 617 |
| 24 x 1/4 x 24 | 600 x 6,5 x 600 | LGC-SCC_2424 | | 580 |

Specify the frosted (T) or clear (C) finish for the acrylic screen.

W x D x H (in) W x D x H (mm) Code (\$)

Surface lateral screens, extended *Acrylic screen supported by silver finish metal stabilizing foot and clip. 15" (375 mm) extension*



| | | | | |
|---------------|------------------|----------------|--|-----|
| 51 x 1/4 x 24 | 1275 x 6,5 x 600 | LGC-SCC_155124 | | 784 |
| 45 x 1/4 x 24 | 1125 x 6,5 x 600 | LGC-SCC_154524 | | 736 |
| 39 x 1/4 x 24 | 975 x 6,5 x 600 | LGC-SCC_153924 | | 696 |

Specify the frosted (T) or clear (C) finish for the acrylic screen.

Fixed surface end screens, extended *Acrylic screen with silver finish metal clips for surface end. 15" (375 mm) extension*



| | | | | |
|---------------|------------------|-----------------|--|-----|
| 51 x 1/4 x 24 | 1275 x 6,5 x 600 | LGC-SCE1_155124 | | 784 |
| 45 x 1/4 x 24 | 1125 x 6,5 x 600 | LGC-SCE1_154524 | | 736 |
| 39 x 1/4 x 24 | 975 x 6,5 x 600 | LGC-SCE1_153924 | | 696 |

Specify the frosted (T) or clear (C) finish for the acrylic screen.

For 1 1/2" (38 mm) thick surfaces, replace the 1 by a 5.

Extension screens for 1" thick lateral gallery panels *Acrylic screen with mounted silver finish clips. The number of supports varies according to the dimension. 16" (406 mm) high*



| | | | | |
|---------------|------------------|-------------|--|-----|
| 72 x 1/4 x 16 | 1800 x 6,5 x 406 | LGC-SA_1672 | | 576 |
| 66 x 1/4 x 16 | 1650 x 6,5 x 406 | LGC-SA_1666 | | 541 |
| 60 x 1/4 x 16 | 1500 x 6,5 x 406 | LGC-SA_1660 | | 508 |
| 54 x 1/4 x 16 | 1350 x 6,5 x 406 | LGC-SA_1654 | | 478 |
| 48 x 1/4 x 16 | 1200 x 6,5 x 406 | LGC-SA_1648 | | 451 |
| 42 x 1/4 x 16 | 1050 x 6,5 x 406 | LGC-SA_1642 | | 427 |
| 36 x 1/4 x 16 | 900 x 6,5 x 406 | LGC-SA_1636 | | 411 |
| 30 x 1/4 x 16 | 750 x 6,5 x 406 | LGC-SA_1630 | | 381 |
| 24 x 1/4 x 16 | 600 x 6,5 x 406 | LGC-SA_1624 | | 364 |
| 20 x 1/4 x 16 | 500 x 6,5 x 406 | LGC-SA_1620 | | 349 |

24" (600 mm) high

| | | | | |
|---------------|------------------|-------------|--|-----|
| 72 x 1/4 x 24 | 1800 x 6,5 x 610 | LGC-SA_2472 | | 726 |
| 66 x 1/4 x 24 | 1650 x 6,5 x 610 | LGC-SA_2466 | | 691 |
| 60 x 1/4 x 24 | 1500 x 6,5 x 610 | LGC-SA_2460 | | 659 |
| 54 x 1/4 x 24 | 1350 x 6,5 x 610 | LGC-SA_2454 | | 625 |
| 48 x 1/4 x 24 | 1200 x 6,5 x 610 | LGC-SA_2448 | | 591 |
| 42 x 1/4 x 24 | 1050 x 6,5 x 610 | LGC-SA_2442 | | 559 |
| 36 x 1/4 x 24 | 900 x 6,5 x 610 | LGC-SA_2436 | | 523 |
| 30 x 1/4 x 24 | 750 x 6,5 x 610 | LGC-SA_2430 | | 490 |
| 24 x 1/4 x 24 | 600 x 6,5 x 610 | LGC-SA_2424 | | 457 |
| 20 x 1/4 x 24 | 500 x 6,5 x 610 | LGC-SA_2420 | | 422 |

Specify the frosted (T) or clear (C) finish for the acrylic screen.

Fixed surface screens *Acrylic screen with mounted silver finish brackets underneath the surface. Compatible with C.I.T.E., Stad, Nex and Quorum Multiconference electric height adjustable tables or any other similar surfaces.*



| | | | | |
|---------------|------------------|----------------|--|-----|
| 70 x 1/4 x 24 | 1750 x 6,5 x 663 | CNNNS-SCA_7024 | | 867 |
| 64 x 1/4 x 24 | 1600 x 6,5 x 663 | CNNNS-SCA_6424 | | 832 |
| 58 x 1/4 x 24 | 1450 x 6,5 x 663 | CNNNS-SCA_5824 | | 799 |
| 52 x 1/4 x 24 | 1300 x 6,5 x 663 | CNNNS-SCA_5224 | | 764 |
| 46 x 1/4 x 24 | 1150 x 6,5 x 663 | CNNNS-SCA_4624 | | 729 |

Specify the frosted (T) or clear (C) finish for the acrylic screen.

Fixed surface end lateral screens *Acrylic screen with mounted silver finish brackets underneath the surface. Compatible with C.I.T.E., Stad, Nex and Quorum Multiconference electric height adjustable tables or any other similar surfaces.*



| | | | | |
|---------------|-----------------|----------------|--|-----|
| 27 x 1/4 x 24 | 675 x 6,5 x 663 | CNNNS-SCA_2724 | | 669 |
| 24 x 1/4 x 24 | 600 x 6,5 x 663 | CNNNS-SCA_2424 | | 610 |

Specify the frosted (T) or clear (C) finish for the acrylic screen.

End of single-sided surface screens for C.I.T.E. *Acrylic screen supported by a silver finish L-shape bracket underneath the surface. Fits under the end of a single-sided surface from the C.I.T.E. collection.*



| | | | | |
|---------------|-----------------|----------------|--|-------|
| 31 x 1/4 x 24 | 797 x 6,5 x 600 | CNNNS-SCE_3124 | | 1,418 |
|---------------|-----------------|----------------|--|-------|

Specify the frosted (T) or clear (C) finish for the acrylic screen.

End of double-sided surface screens for C.I.T.E. *Acrylic screen supported by silver finish L-shape brackets underneath the surface. Fits under the end of a double-sided surface from the C.I.T.E. collection.*



| | | | | |
|---------------|------------------|----------------|--|-------|
| 60 x 1/4 x 24 | 1500 x 6,5 x 600 | CNNNS-SCE_6024 | | 1,492 |
| 54 x 1/4 x 24 | 1350 x 6,5 x 600 | CNNNS-SCE_5424 | | 1,429 |

Specify the frosted (T) or clear (C) finish for the acrylic screen.

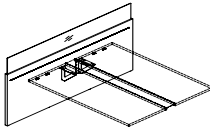
W x D x H (in) W x D x H (mm) Code (\$)

PANEL BASES WITH ACRYLIC SCREEN – ONLY FOR C.I.T.É.

Double-sided end panel bases, frosted screen *Full 1½" (38 mm) thick laminate end panels. Use with 1 double surface. Hardware included.*

90" W base compatible with 60" D surfaces.

84" W base compatible with 54" D surfaces.

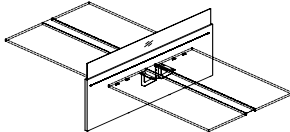


| | | | |
|--|------------------|-----------------------|--------------|
| Height: 53½" (1357 mm), including the 12½" (315 mm) H acrylic screen | | | |
| 90 x 1½ x 53½ | 2250 x 38 x 1357 | CNNNS-LEDT9054 | 1,445 |
| 84 x 1½ x 53½ | 2100 x 38 x 1357 | CNNNS-LEDT8454 | 1,388 |
| Height: 47½" (1207 mm), including the 8" (203 mm) H acrylic screen | | | |
| 90 x 1½ x 47½ | 2250 x 38 x 1207 | CNNNS-LEDT9047 | 1,249 |
| 84 x 1½ x 47½ | 2100 x 38 x 1207 | CNNNS-LEDT8447 | 1,190 |

Center panel bases for double-sided surfaces, frosted screen *Full 1½" (38 mm) thick laminate end panels. Place at the junction of 2 double surfaces. Hardware included.*

90" W base compatible with 60" D surfaces.

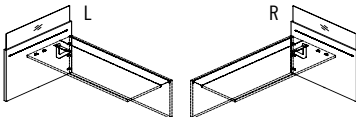
84" W base compatible with 54" D surfaces.



| | | | |
|--|------------------|-----------------------|--------------|
| Height: 53½" (1357 mm), including the 12½" (315 mm) H acrylic screen | | | |
| 90 x 1½ x 53½ | 2250 x 38 x 1357 | CNNNS-LCDT9054 | 1,747 |
| 84 x 1½ x 53½ | 2100 x 38 x 1357 | CNNNS-LCDT8454 | 1,691 |
| Height: 47½" (1207 mm), including the 8" (203 mm) H acrylic screen | | | |
| 90 x 1½ x 47½ | 2250 x 38 x 1207 | CNNNS-LCDT9047 | 1,551 |
| 84 x 1½ x 47½ | 2100 x 38 x 1207 | CNNNS-LCDT8447 | 1,494 |

Single-sided end panel bases, frosted screen *Full 1½" (38 mm) thick laminate end panels. Use with 1 single surface. Hardware included.*

46" W base compatible with 30" D surfaces.

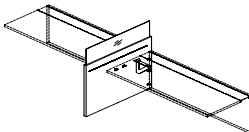


| | | | |
|--|------------------|-----------------------|------------|
| Height: 53½" (1357 mm), including the 12½" (315 mm) H acrylic screen | | | |
| 46 x 1½ x 53½ | 1172 x 38 x 1357 | CNNNS-LEST4654 | 944 |
| Height: 47½" (1207 mm), including the 8" (203 mm) H acrylic screen | | | |
| 46 x 1½ x 47½ | 1172 x 38 x 1207 | CNNNS-LEST4647 | 837 |

Choose left or right, add L or R at the end of the code.

Center panel bases for single-sided surfaces, frosted screen *Full 1½" (38 mm) thick laminate end panels. Place at the junction of 2 single surfaces. Hardware included.*

46" W base compatible with 30" D surfaces.



| | | | |
|--|------------------|-----------------------|--------------|
| Height: 53½" (1357 mm), including the 12½" (315 mm) H acrylic screen | | | |
| 46 x 1½ x 53½ | 1172 x 38 x 1357 | CNNNS-LCST4654 | 1,084 |
| Height: 47½" (1207 mm), including the 8" (203 mm) H acrylic screen | | | |
| 46 x 1½ x 47½ | 1172 x 38 x 1207 | CNNNS-LCST4647 | 979 |